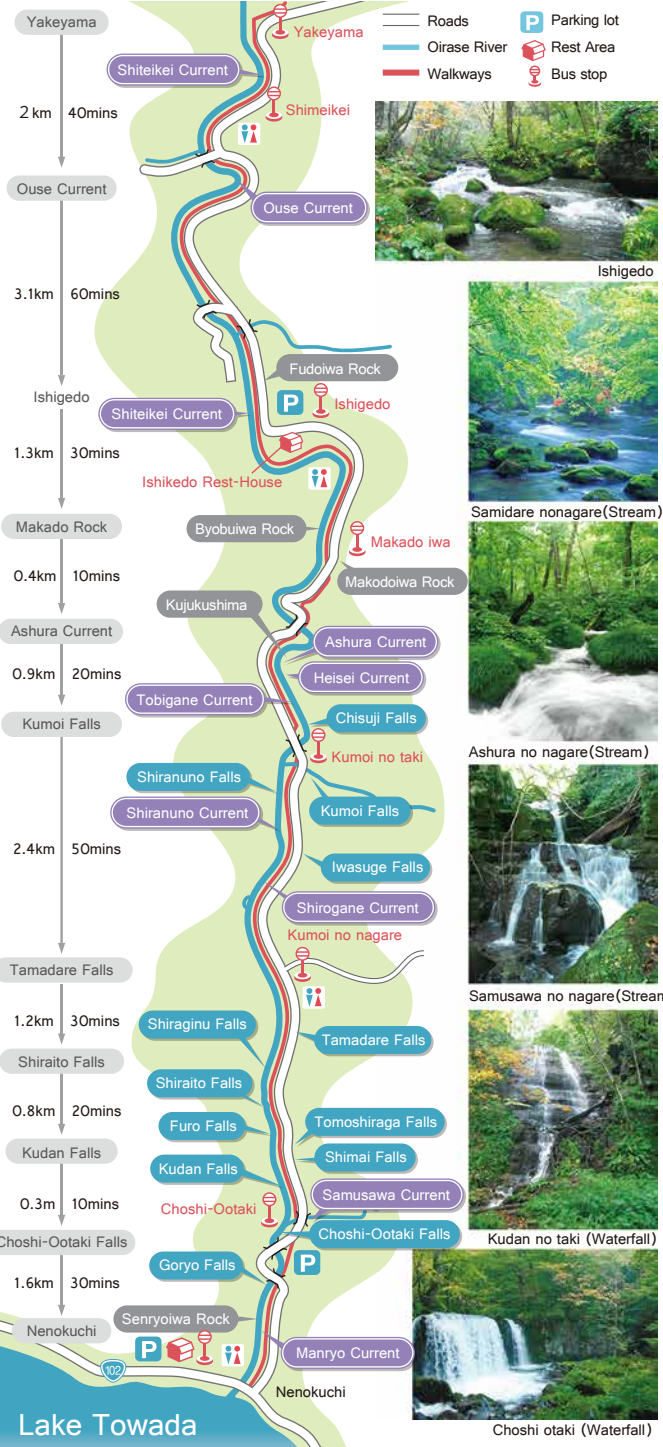


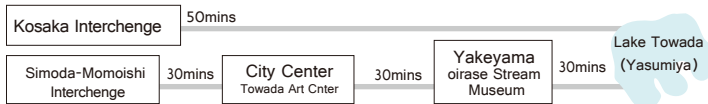
# Oirase Keiryu, Stream Walking Map

Beautiful scenes of nature stretch along the entire 14km length of Oirase Gorge. Designated as a national park, you can see ever-changing streams and a variety of scenic places.

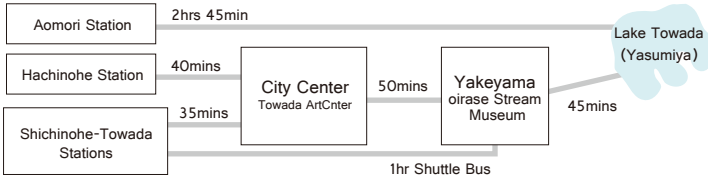


## Accses

**Car** (if using the Tohoku Expressway)



**Bus** (if using JR Bus Tohoku and Towada Kanko Dentetsu Co.,Ltd.(bus))



## Timetable

**Acourse**  
Yasumiya, Nenokuchi Route

Departure No.	Yasumiya Departure	Nenokuchi Arrival	Service Period	Departure No.	Nenokuchi Departure	Yasumiya Arrival
1	8:15	9:05	4/19~11/5	2	9:30	10:20
3	9:15	10:05	4/19~11/5	4	11:00	11:50
5	10:45	11:35	4/19~11/5	6	12:30	13:20
7	12:15	13:05	4/19~11/5	8	13:30	14:20
9	13:45	14:35	4/19~11/5	10	15:00	15:50
11	14:45	15:35	4/19~11/5	--	---	---
--	---	---	4/19~10/15	12	16:15	17:05

**Bcourse**  
Ogura, Nakayama-hanto Route

Departure No.	Yasumiya Departure	Yasumiya Arrival	Service Period
51	8:45	9:35	4/12~11/11
52	10:15	11:05	4/12~11/11
53	11:45	12:35	4/12~11/11
54	13:15	14:05	4/12~11/11
55	14:40	15:30	4/12~11/11
56	16:00	16:50	4/19~10/20

## Fares

Sightseeing boat Fares			
	Regular	Group 11 or more	
Adult	¥1,400	Adult	¥1,200
Child	¥700	Child	¥600
Upper floor			
	Regular	Group 11 or more	
Adult	¥500	Adult	¥450
Child	¥250	Child	¥230

\*under 12yrs old is children fare.  
\*An unfavorable weather such as heavy fog and/or gale is subject to the change of boat-schedule.

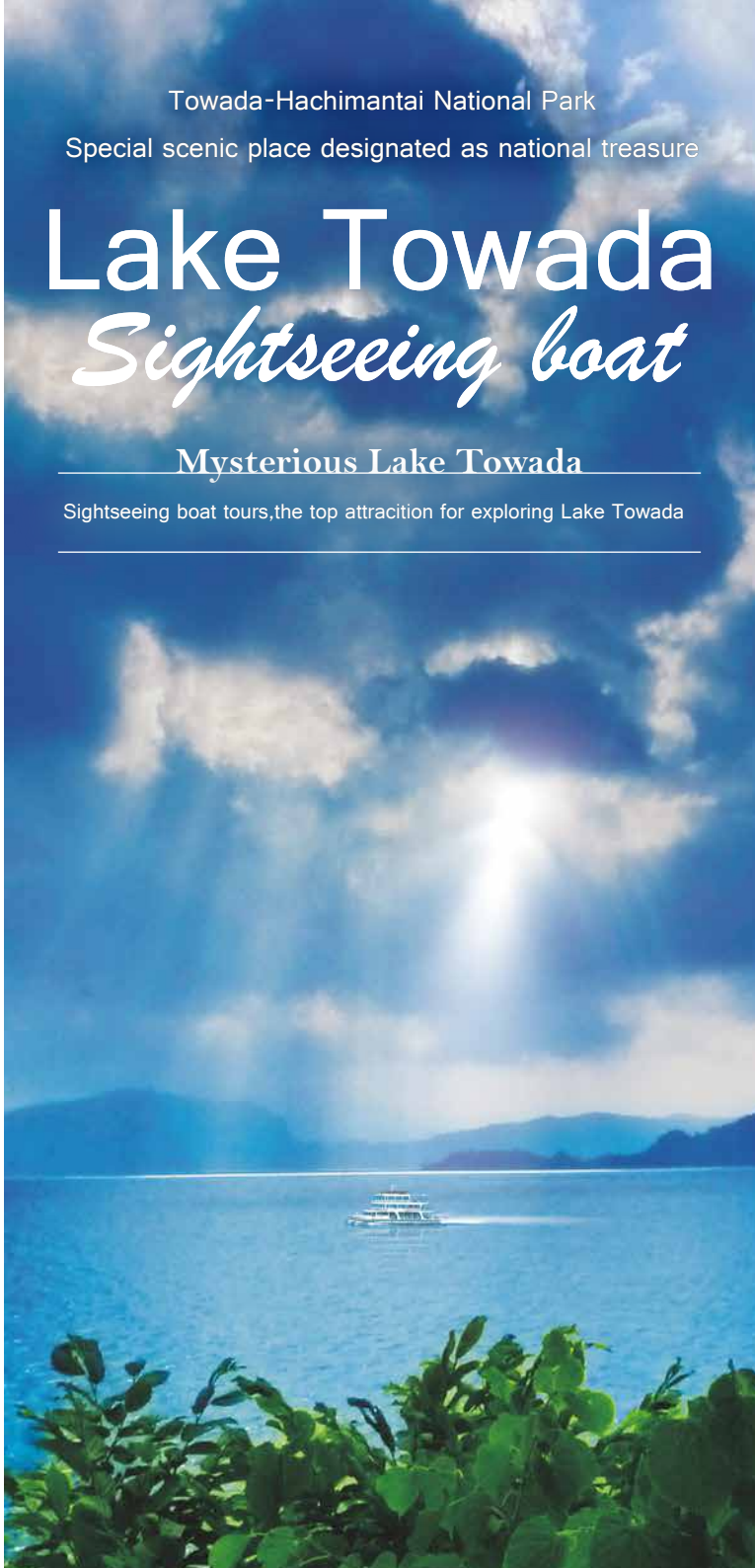
Towada Kanko Dentetsu Co., Ltd.

## Lake Towada Sightseeing Boat

Towadakohan Yasumiya, Towada City, Aomori

0176-75-2909 Fax.0176-75-2680

<http://www.toutetsu.co.jp/ship.html>



Towada-Hachimantai National Park  
Special scenic place designated as national treasure

# Lake Towada Sightseeing boat

Mysterious Lake Towada

Sightseeing boat tours, the top attraction for exploring Lake Towada



# Feel the power and breath of Nature with your all five senses

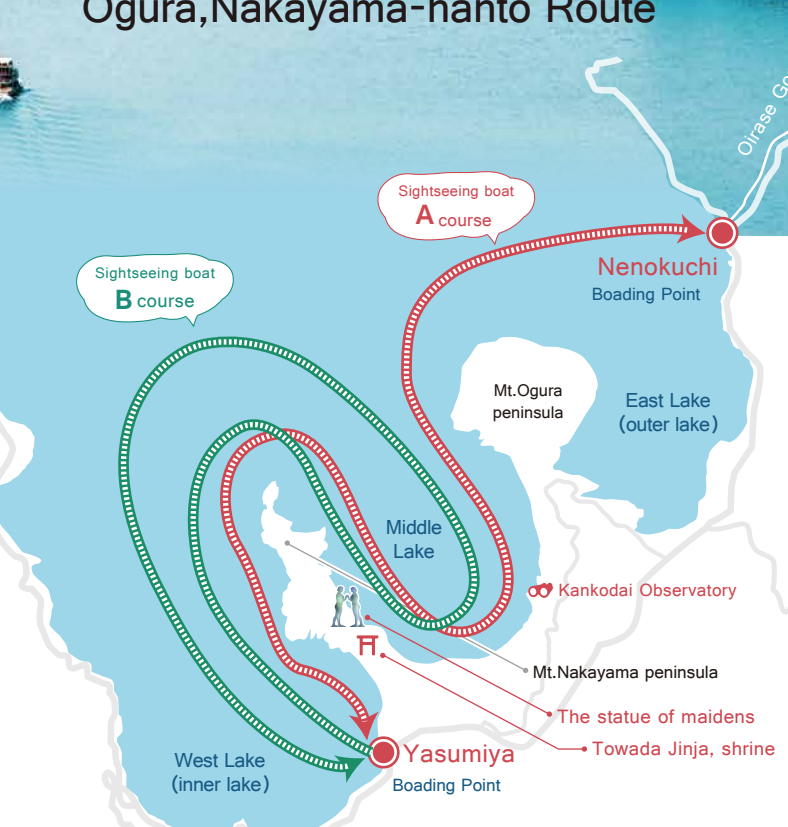

Lake Towada is a double-caldera of some volcanic activities, and is surrounded by various mountains of 600-1000 meters high, such as Mt. Ohanabe and Mt. Towada.

The volcanic activity of the lake began before one hundred thousand years ago. That activity had made a stratovolcano of lava & ash, however, the enormous eruption which had been happened before thirteen thousand years ago caved the stratovolcano and made the original shape of the present Lake Towada.

You can feel the amazing power of such eruption and feel long period of the time for these formations.

**A** ⌚ 50 minutes  
Course  
**Yasumiya, Nenokuchi Route**

**B** ⌚ 50 minutes  
Course  
**Ogura, Nakayama-hanto Route**



## The statue of maidens

Two women in nude are facing each other. They express through a grand nature & a calm spiritual landscape, and their foot is steady on the pedestal to stand harsh natural environment of this area.



## Towada Jinja, shrine

Until Edo era, this shrine had been a center of "Towada beliefs (a lot of people believed that Lake Towada was just God in itself)", and had deified "Seiryuu" which is a blue dragon god. This is mystery place where a breath of "Seiryuu" may be heard even now.